



# Briefing for the DC Council:

## Violent Crime Update

### Implementing Automatic Sealing and Expungement Provisions of the Second Chance Amendment Act

---

CRIMINAL JUSTICE COORDINATING COUNCIL

APRIL 21, 2026



# Overview of the CJCC



CJCC members as of December 31, 2025.

## MISSION

To serve as a forum for **identifying challenges** and **generating solutions** to enhance **public safety** and the **fair administration of justice** for District of Columbia residents, visitors, victims, and justice-involved individuals.

## CJCC LEADERSHIP

- Hon. Muriel Bowser, Mayor, Chair
- Lindsey Appiah, Deputy Mayor for Public Safety and Justice, Chair Pro Temp
- Federal/Independent Co-Chair: Brian Schwalb, DC Attorney General

## MEMBER AGENCIES

- District: DC Council, DOC, DYRS, MPD, OAG, OGVP, ONSE, OVSJG, DC Sentencing Commission
- Federal: BOP, CSOSA, DC Superior Court, PDS, PSA, USAO, USMS, USPC

## CJCC STAFF CORE FUNCTIONS

- (1) Facilitate automated information sharing (JUSTIS); (2) Conduct research and analysis; (3) Facilitate interagency collaboration; and (4) Provide training and technical assistance

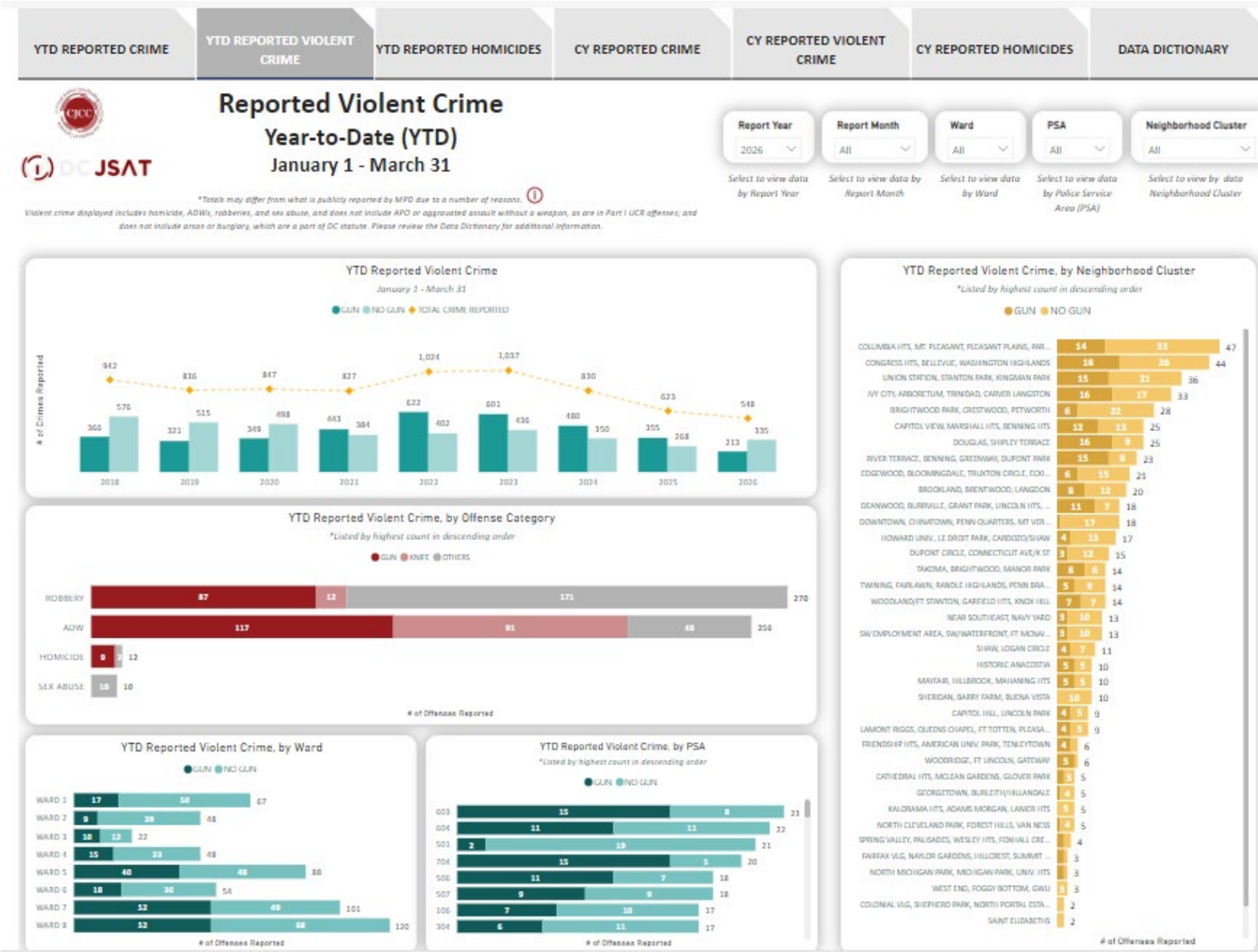
# Violent Crime Update

---

# CJCC Dashboards: Reported Violent Crime

Per Secure DC, CJCC provides **monthly** updates on reported crime, including violent crime and homicides:

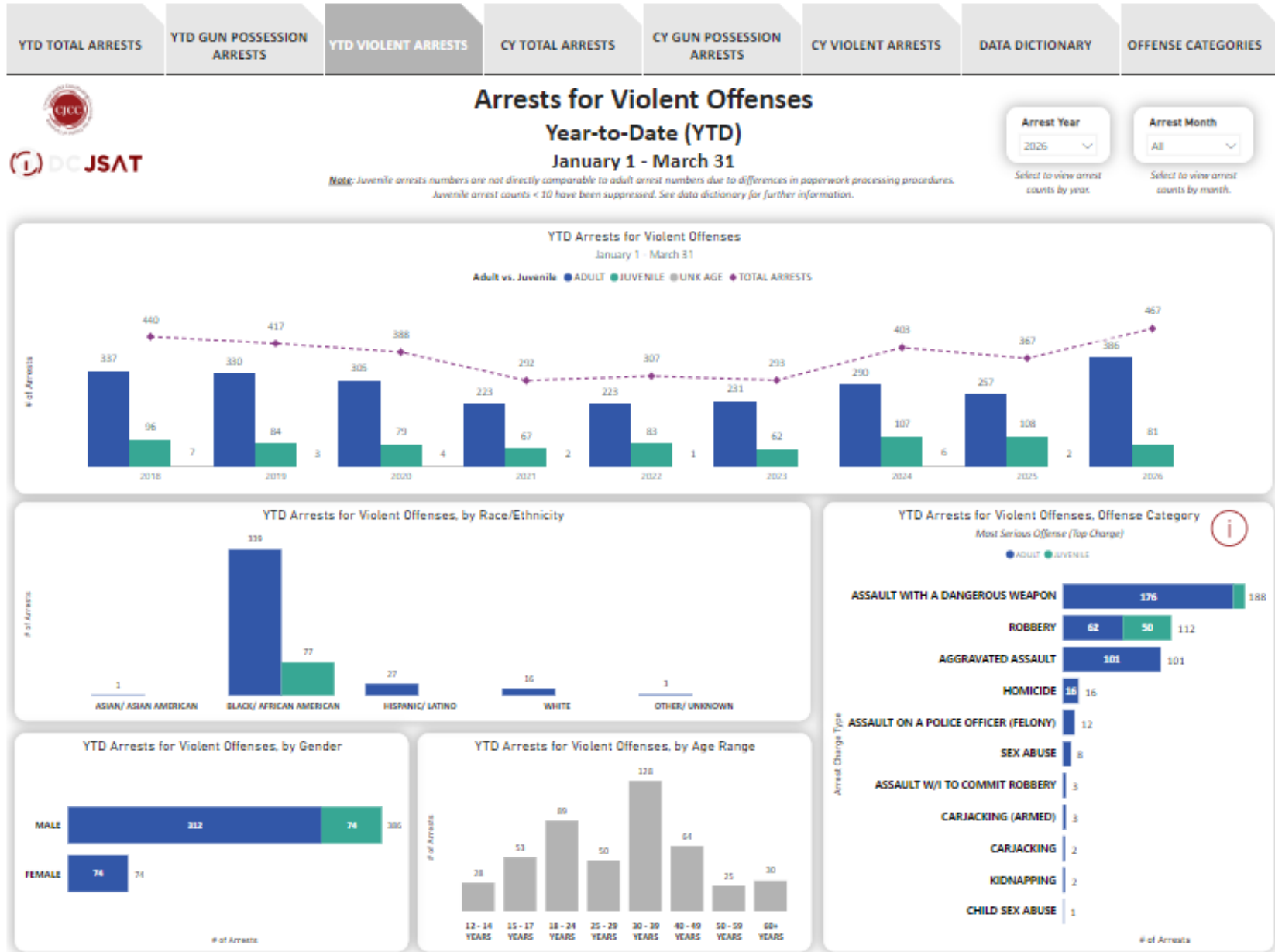
- Disaggregated by:
  - Calendar year
  - Year-to-date
  - Month
  - Ward
  - Police Service Area
  - Neighborhood Cluster
  - Weapon Type



# CJCC Dashboards: Violent Crime Arrests

As required per Secure DC, CJCC provides **monthly** updates on all arrests, including violent crime arrests and gun possession arrests:

- Disaggregated by:
  - Calendar year
  - Year-to-date
  - Month
  - Race/Ethnicity
  - Gender
  - Age Range (Juv and Adult)
  - Offense Type



# Presentation Outline

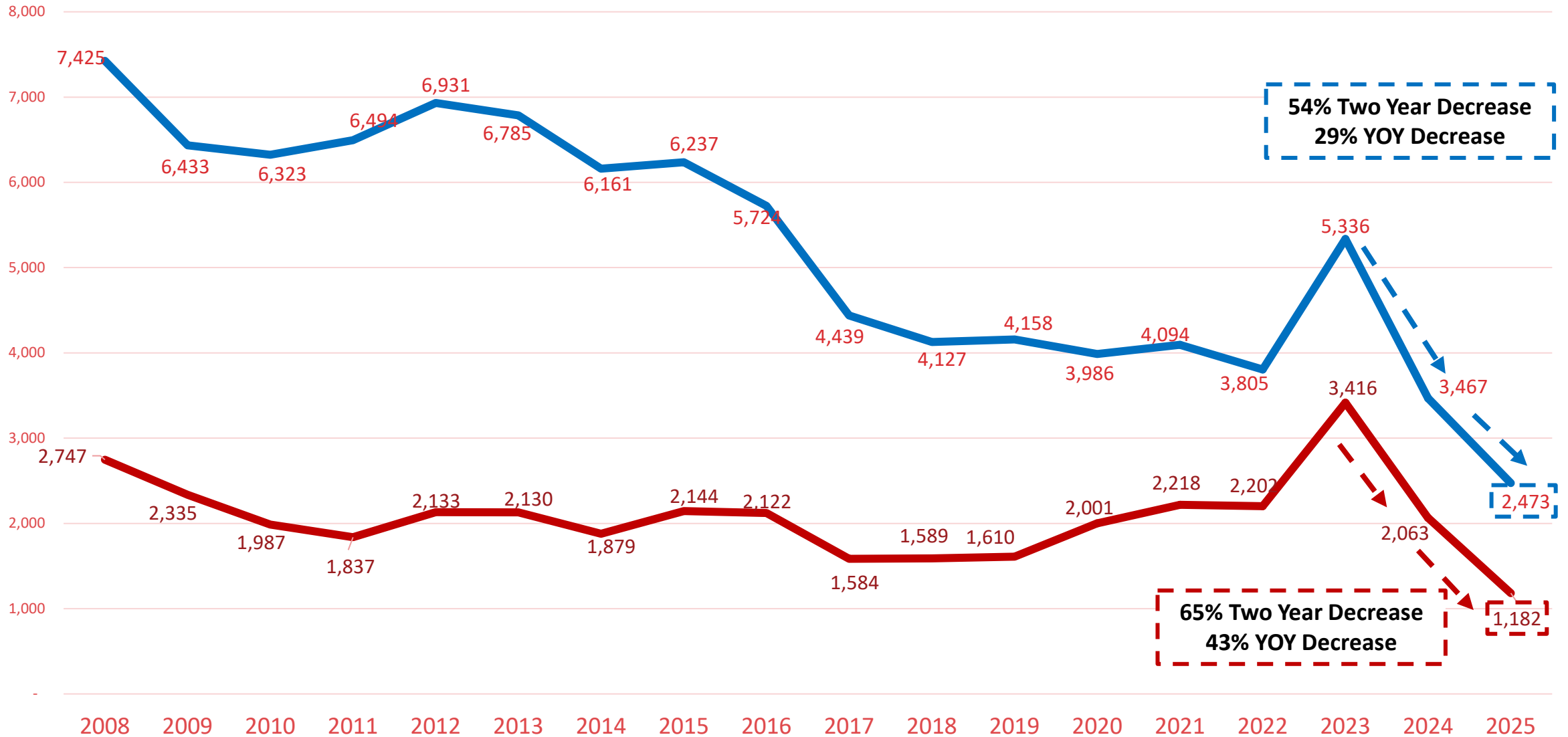
- Reported Violent Crime Trends
- Clearance Rate Trends
- Reported Violent Crime by Neighborhood (2024 vs. 2025)
  - ADW Gun, Gun Robbery, and Homicide
- Domestic Violence Homicides

# Reported Violent Crime Trends

---

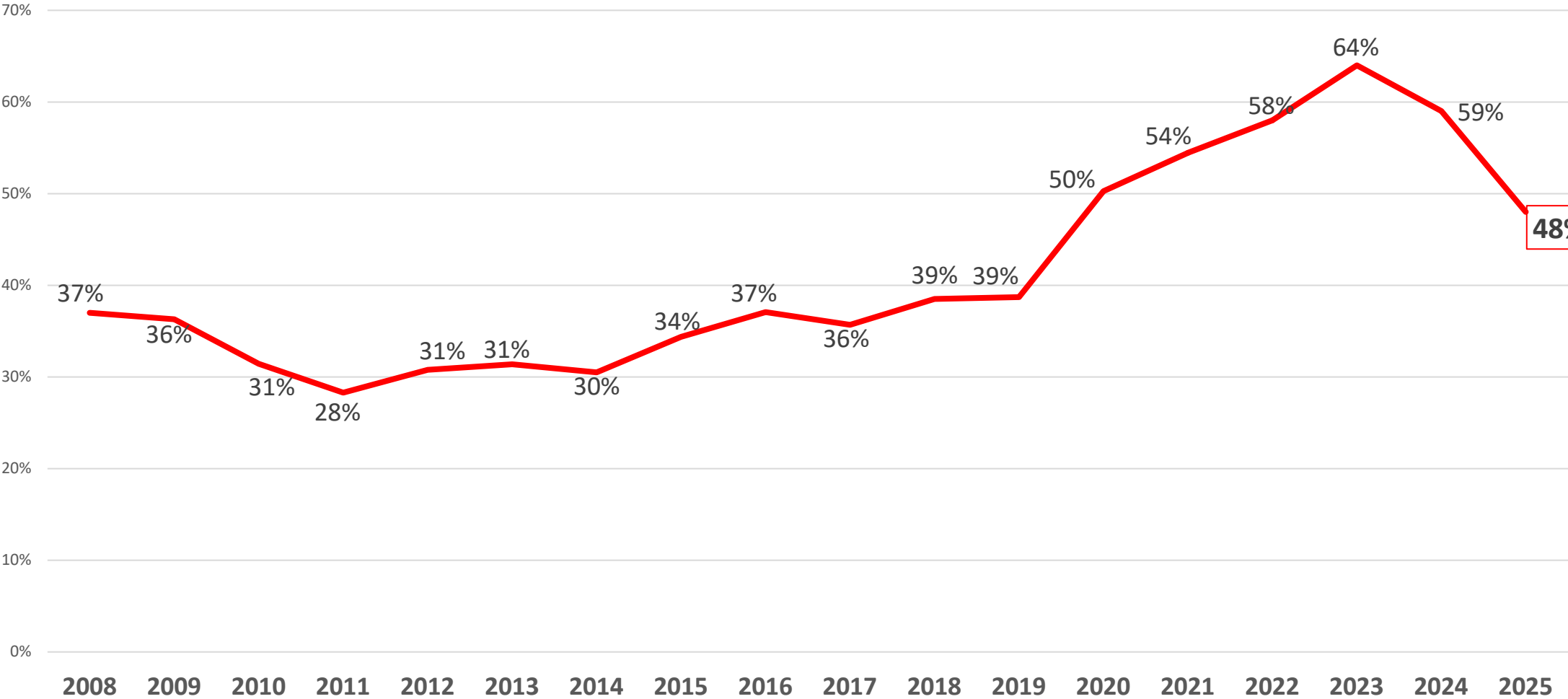
2008-2025

## Reported **Violent Crime** and **Violent Gun Crime** Counts By Year: 2008-2025

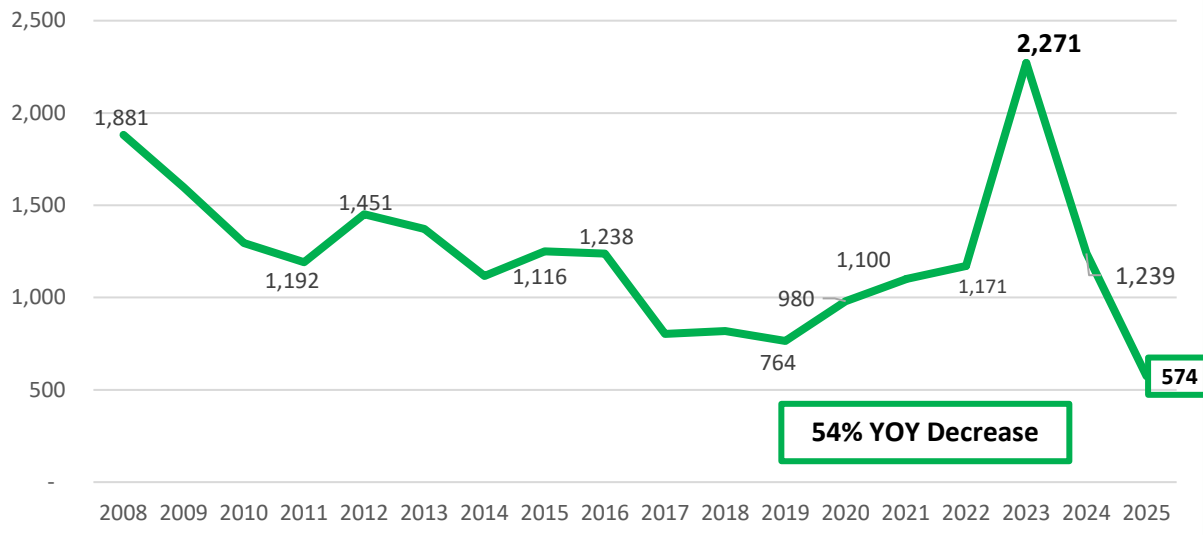


Violent Crime Categories: Robbery, Assault With A Deadly Weapon (ADW), Homicide & Sex Abuse

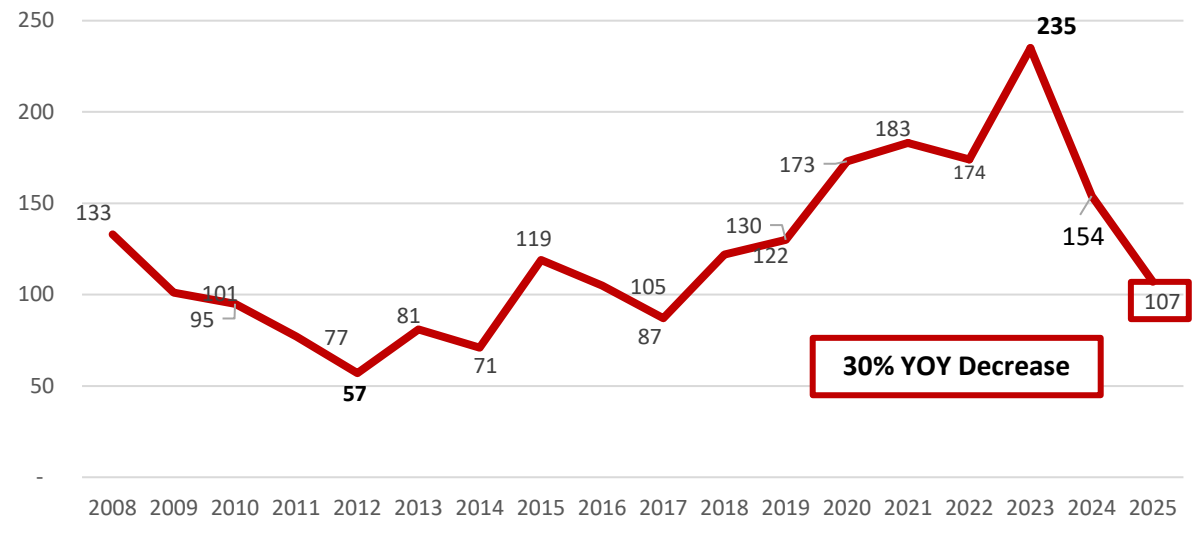
# Percent of Reported Violent Crimes Committed With A Gun: 2008-2025



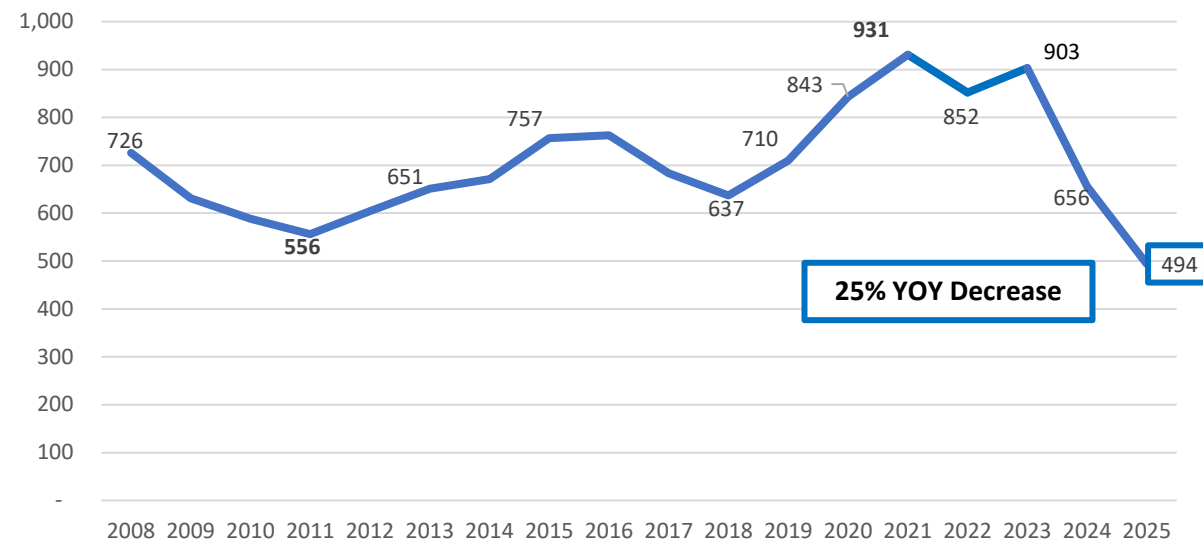
### Reported Robbery Gun Counts by Year: 2008-2025



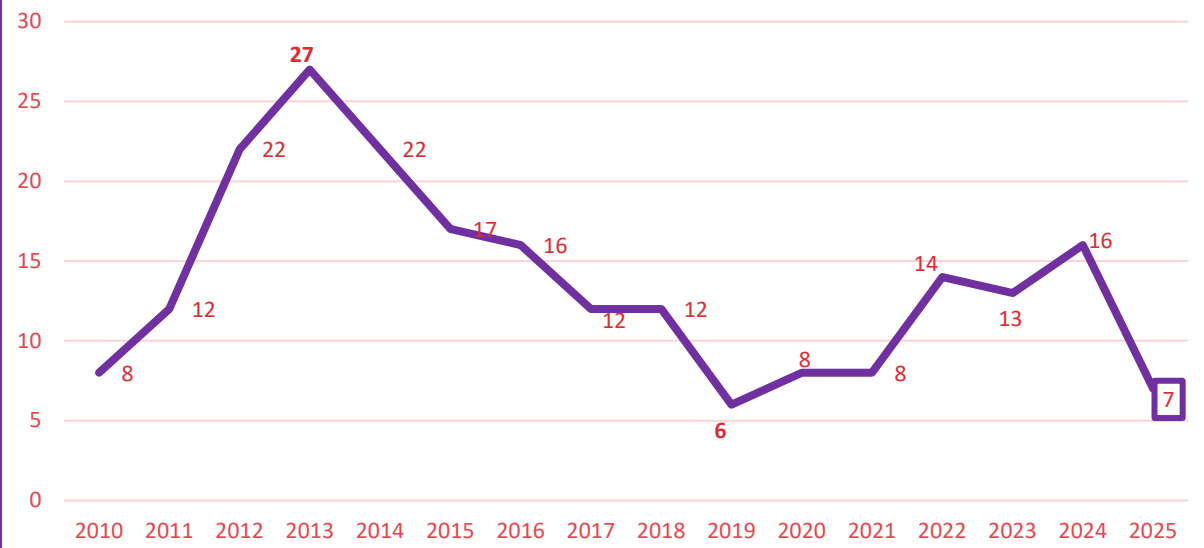
### Reported Homicide Gun Counts by Year: 2008-2025



### ADW Gun Counts by Year: 2008-2025



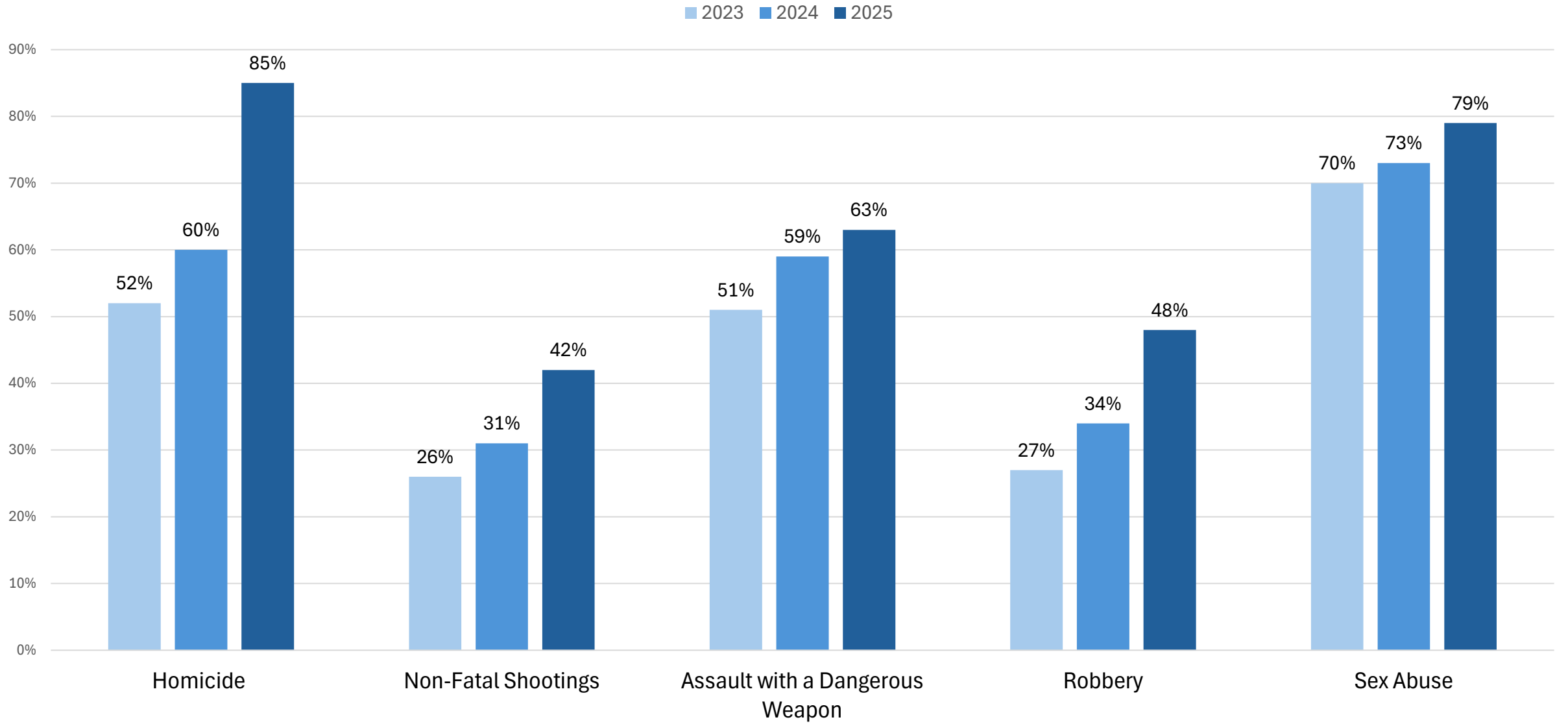
### Reported Sex Abuse Gun Counts by Year: 2008-2025



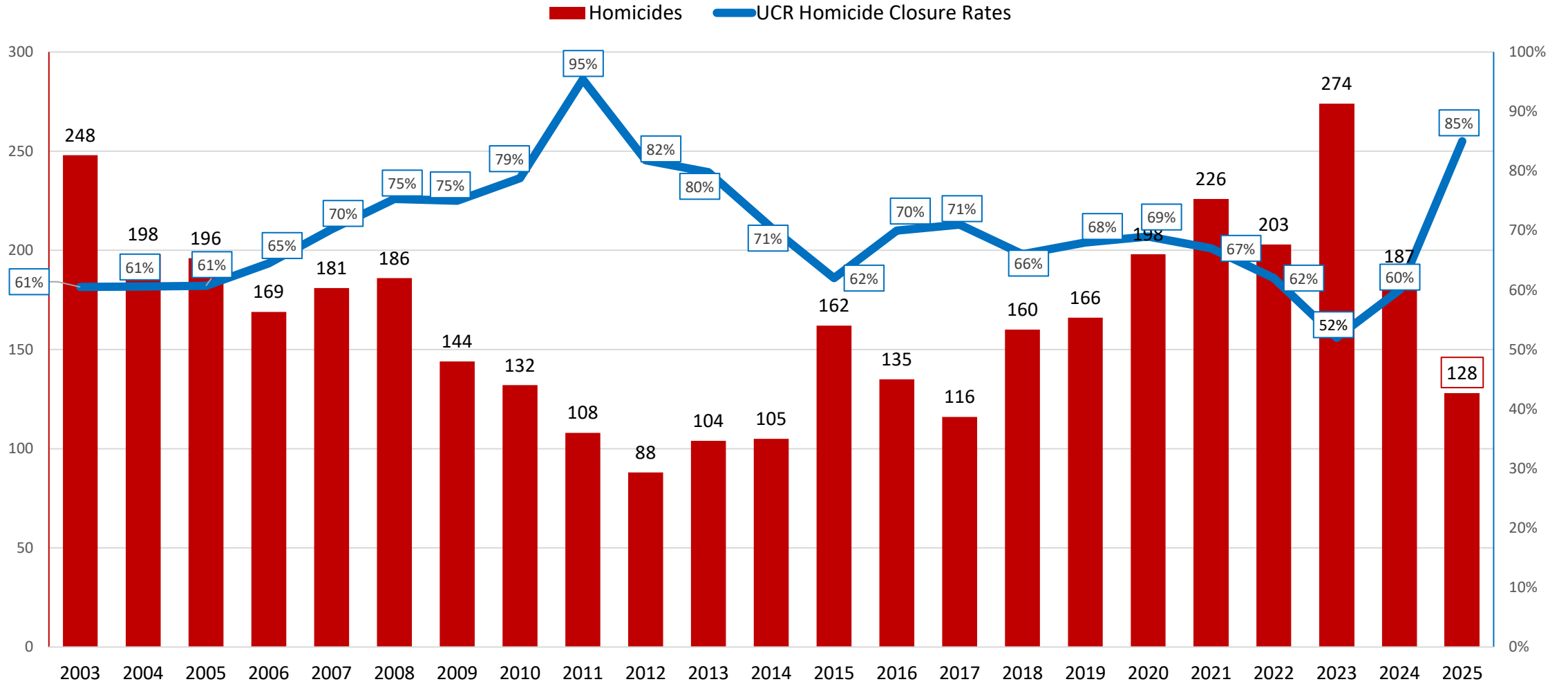
# Clearance Rate Trends

---

# MPD Clearance Rates: 2023-2025



# Reported Homicides and MPD UCR Homicide Closure Rates:2003-2025



Source: MPD Homicide Closure Rates As of Q3 2025

<https://mpdc.dc.gov/page/homicide-closure-rates>

MPD Quarterly Clearance Rates: <https://mpdc.dc.gov/page/quarterly-clearance-rates>

**2023 National Homicide Clearance Rate: 58%**

Source: MPD Crime Cards & Citywide Year-to-Date Crime Comparison

Clearance Calculation: Under UCR guidelines, the clearance rate is calculated by dividing the total number of homicide cases closed in a calendar year by the total number of homicides that occurred in that year. The cases closed can be for homicides that occurred in the current year or in the prior years. Law enforcement agencies can clear, or "close," offenses in one of two ways, either by arrest or by exceptional means. To clear an offense within the UCR Program's guidelines, the agency must adhere to specific criteria.

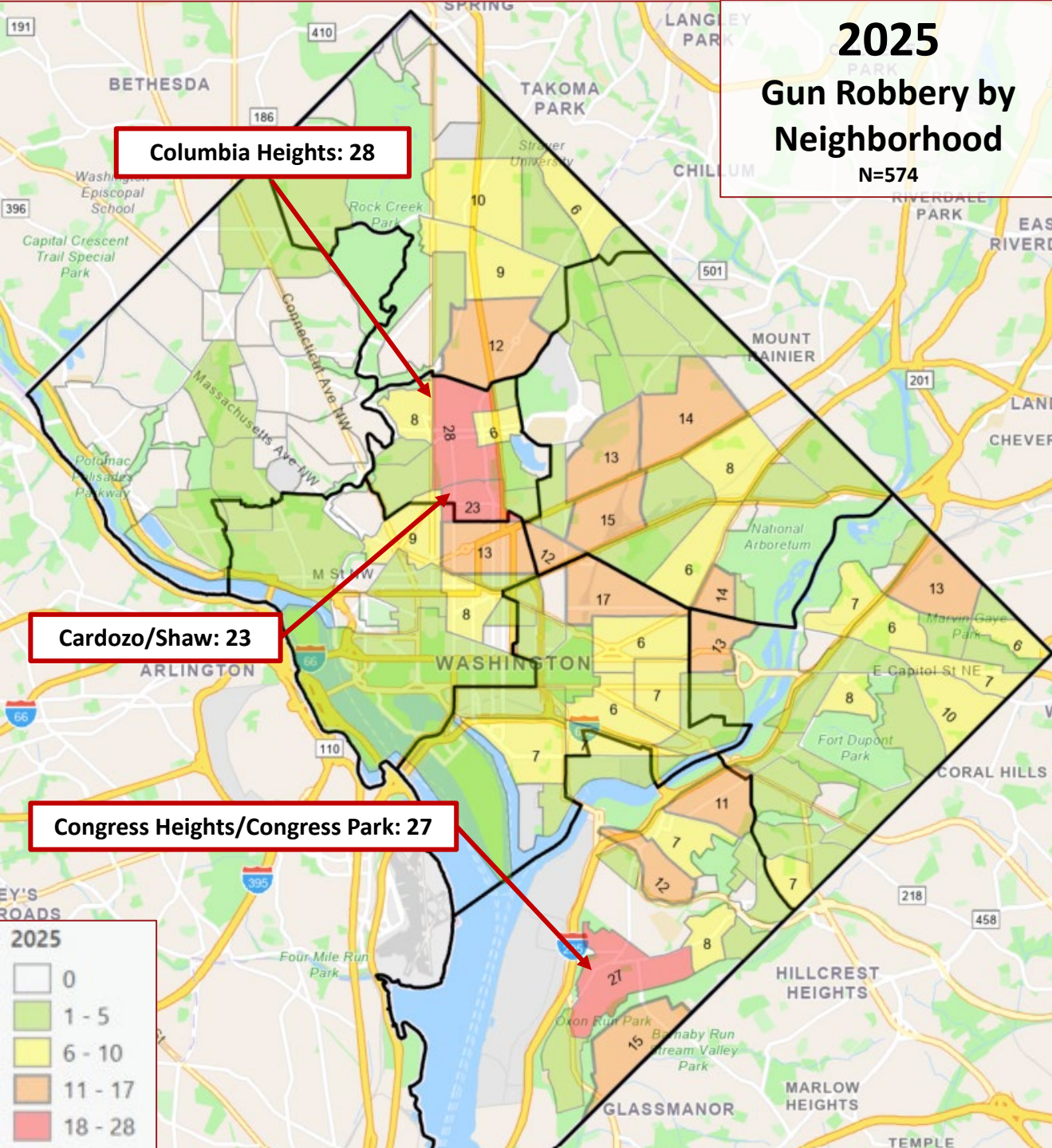
# Reported Violent Crime by Neighborhood

---

2024 v. 2025

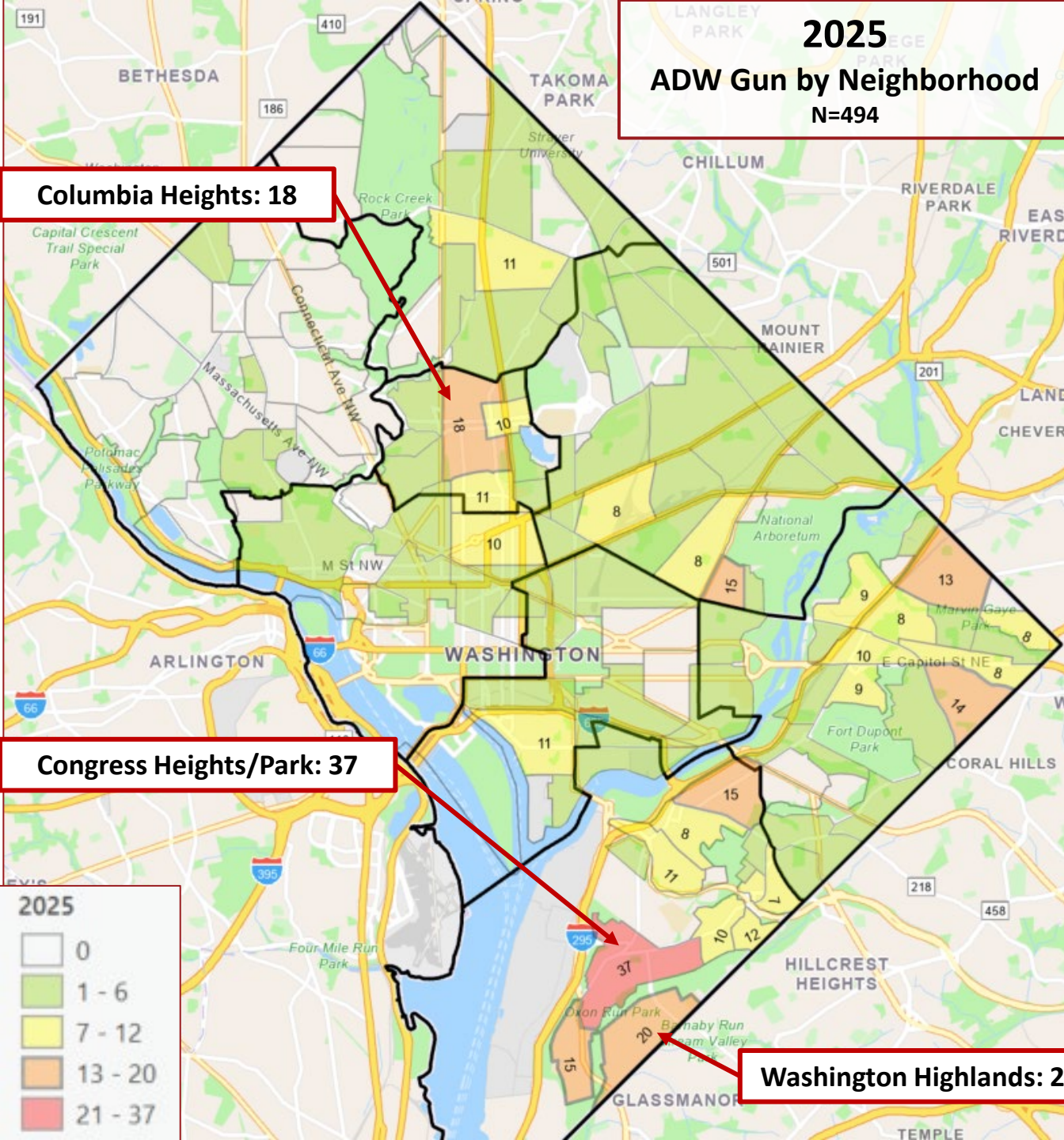
# 2025 Gun Robbery by Neighborhood

N=574



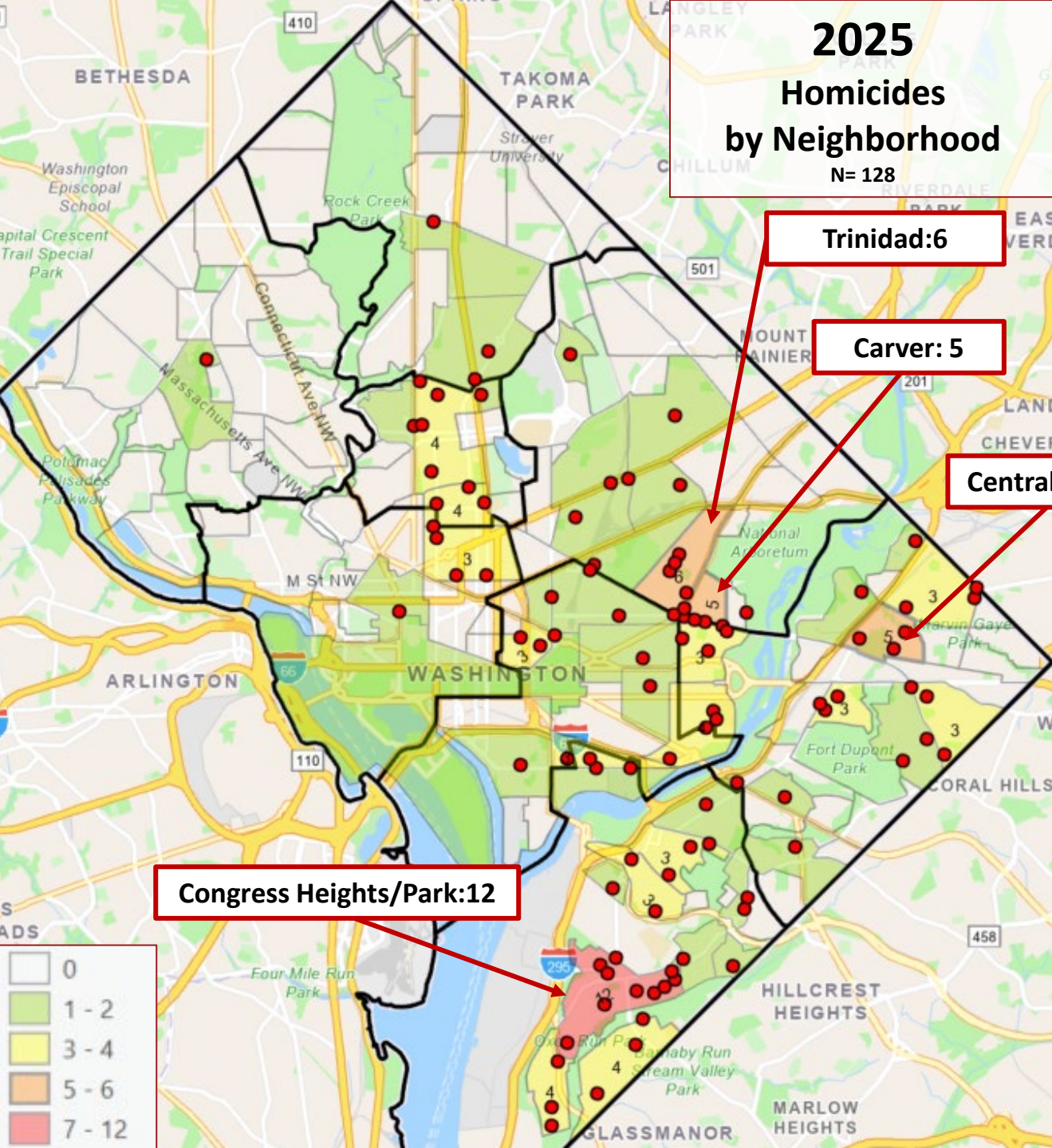
2025 Gun Robbery Counts by Neighborhood				
NAME	PSA	2024	2025	Difference
Columbia Heights	302/304	78	28	-50
Congress Heights	707	44	27	-17
Cardozo/Shaw	305	62	23	-39
H Street	104	41	17	-24
Washington Highlands	706	18	15	-3
Eckington	502	30	15	-15
Brookland	504	22	14	-8
Carver	506/507	12	14	2
Deanwood	608	44	13	-31
Edgewood	502/504	13	13	0
Kingman Park	108/507	18	13	-5
Logan Circle/Shaw	301/208	33	13	-20
Hillsdale	703	14	12	-2
Truxton Circle	308/501	22	12	-10
Petworth	404	21	12	-9
Fairlawn	701/607	21	11	-10
Marshall Heights	604	19	10	-9
Brightwood	401/402	24	10	-14
Dupont Circle	301	15	9	-6
Brightwood Park	403	23	9	-14
Langdon	505/502	21	8	-13
Douglass	704	14	8	-6
Downtown	307/209	6	8	2
Mount Pleasant	302	23	8	-15
Fort Dupont	603	9	8	-1

Citywide Decrease: 54%



2025 ADW Gun Counts by Neighborhood				
NAME	PSA	2024	2025	Difference
Congress Heights	302/304	41	37	-4
<b>Washington Highlands</b>	<b>707</b>	<b>34</b>	<b>20</b>	<b>-14</b>
<b>Columbia Heights</b>	<b>305</b>	<b>11</b>	<b>18</b>	<b>7</b>
Bellevue	104	21	15	-6
Fairlawn	706	23	15	-8
Carver	502	20	15	-5
Marshall Heights	504	15	14	-1
Deanwood	506/507	17	13	-4
ShIPLEY	608	12	12	0
<b>Hillsdale</b>	<b>502/504</b>	<b>27</b>	<b>11</b>	<b>-16</b>
Southwest/Waterfront	108/507	12	11	-1
Cardozo/Shaw	301/208	10	11	1
Brightwood Park	703	12	11	-1
Douglass	308/501	9	10	1
Benning	404	12	10	-2
Logan Circle/Shaw	701/607	9	10	1
<b>Pleasant Plains</b>	<b>604</b>	<b>4</b>	<b>10</b>	<b>6</b>
Garfield Heights	401/402	5	9	4
Mayfair	301	10	9	-1
Fort Dupont	403	8	9	1
Trinidad	505/502	6	8	2
Eckington	704	8	8	0
NE Boundary	307/209	5	8	3
Central NE	302	15	8	-7
Capitol View	603	4	8	4

Citywide Decrease: 25%



### 2025 Homicide Counts by Neighborhood

NAME	PSA	2024	2025	Difference
<b>Congress Heights</b>	<b>705/707</b>	<b>8</b>	<b>12</b>	<b>4</b>
<b>Trinidad</b>	<b>506</b>	<b>3</b>	<b>6</b>	<b>3</b>
Carver	506	5	5	0
<b>Central NE</b>	<b>602</b>	<b>2</b>	<b>5</b>	<b>3</b>
Columbia Heights	302/304	3	4	1
Washington Highlands	706	6	4	-2
Bellevue	708	4	4	0
Hill East	106/107	2	4	2
Cardozo/Shaw	306	5	4	-1
<b>Deanwood</b>	<b>602</b>	<b>11</b>	<b>3</b>	<b>-8</b>
Hillsdale	703	4	3	-1
Near Southeast	106	2	3	1
Kingman Park	507	2	3	1
Marshall Heights	604	3	3	0
Historic Anacostia	703	4	3	-1
<b>Logan Circle/Shaw</b>	<b>307/308</b>	<b>7</b>	<b>3</b>	<b>-4</b>
Fort Dupont	603	1	3	2
<b>Downtown East</b>	<b>102</b>	<b>0</b>	<b>3</b>	<b>3</b>
Garfield Heights	702	1	2	1
<b>Fairlawn</b>	<b>607</b>	<b>8</b>	<b>2</b>	<b>-6</b>
Eckington	502/505	2	2	0
H Street	501/104	4	2	-2
Benning Ridge	605	1	2	1
<b>Petworth</b>	<b>407/408</b>	<b>8</b>	<b>2</b>	<b>-6</b>
Barry Farm	703	2	1	-1
Citywide Decrease: 22%				

# DV Homicides

---

2018-2025

Source: CJCC MONTHLY SHOOTING INCIDENTS & FIREARMS RECOVERIES REPORT, 2019-2025

# DV Homicide

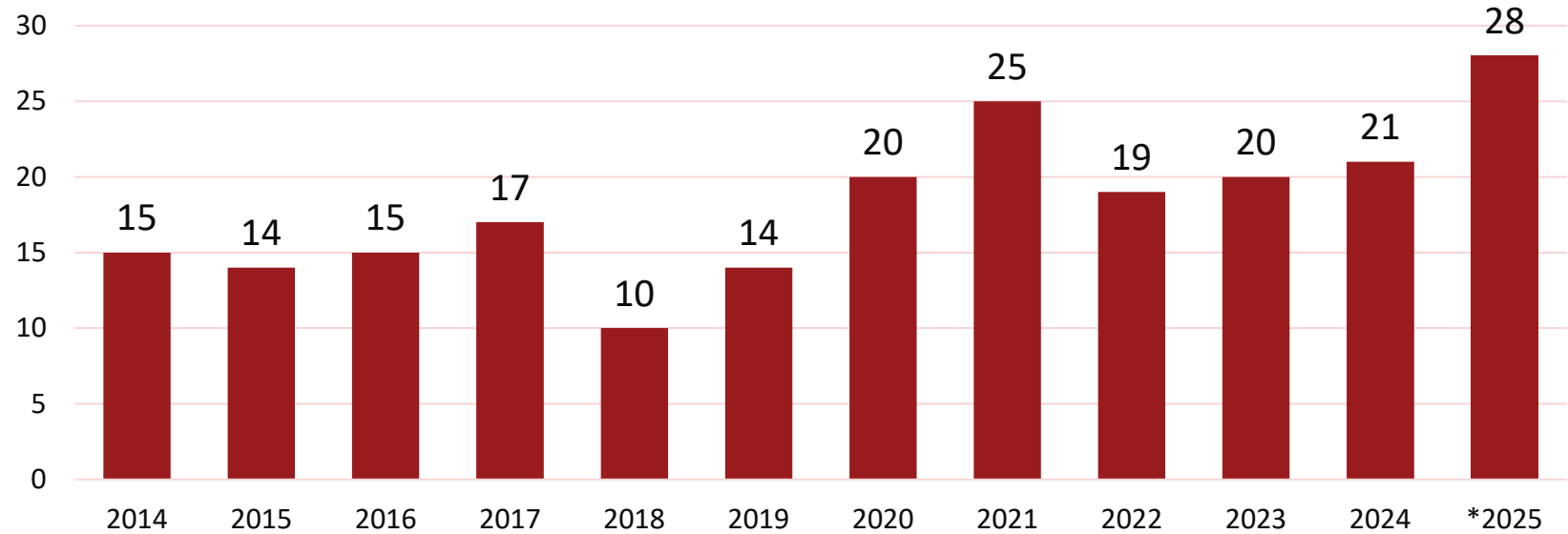
Between 2024 and 2025, citywide homicides decreased 32% while DV homicides increased.

The percent of homicides attributed to DV is the highest it's been in the last 12 years.

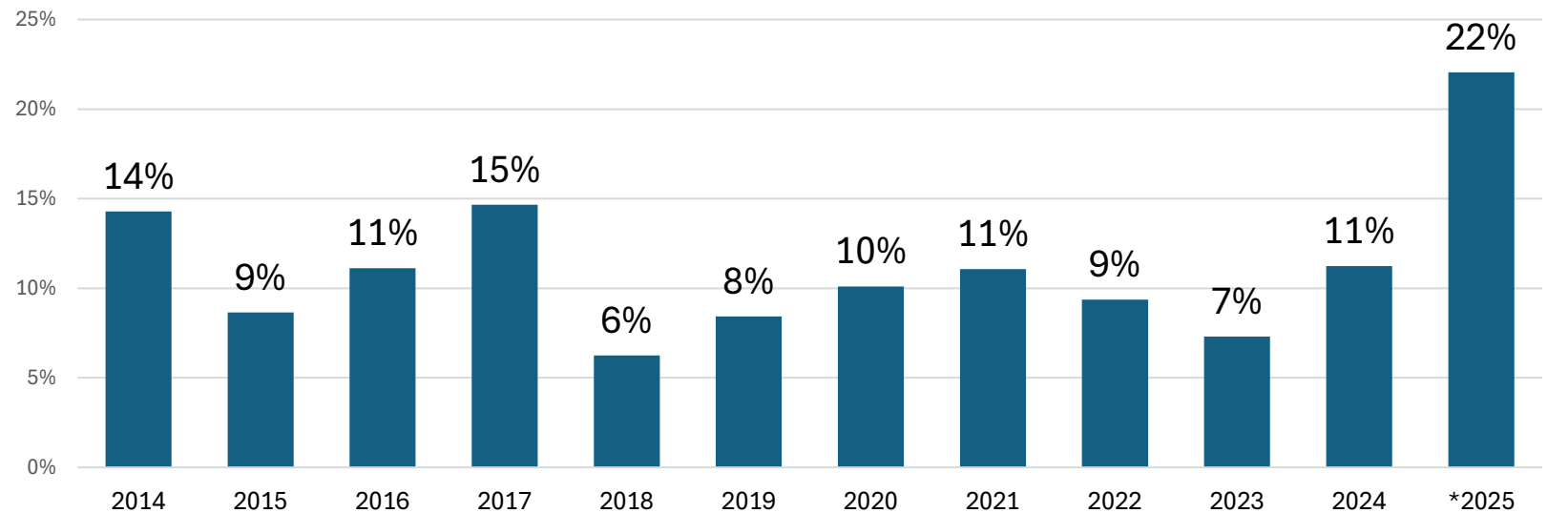
## Data Sources

- District of Columbia Domestic Violence Fatality Review Board Annual Report
- Domestic Violence Homicide: 10-Year Trends
- MPD Crime Cards
- \*MPD Data Submission

### DV Homicides



### DV Homicides as a Percent of All Homicides



# Automatic Sealing and Expungement

---



# Second Chance Amendment Act of 2022

- Re-wrote DC’s criminal record sealing and expungement laws and mandated the automatic sealing or expungement of certain criminal records.
- Purpose to remove barriers for employment, housing, and education.
- By motion provisions in effect as of March 2025.
- Automatic sealing and expungement provisions take full effect on October 1, 2027.

	Eligibility Criteria	Deadline
<b>Automatic Expungement</b>	Only offenses that have subsequently been decriminalized, legalized, or held unconstitutional, in addition to simple possession of marijuana prior to February 15, 2015. <u>Case disposition is irrelevant.</u>	October 1, 2027, or within 90 days after termination of the case by the prosecutor or final disposition, whichever is later
<b>Automatic Sealing</b>	Eligibility depends upon the specific offense and the final disposition	For non-convictions: By October 1, 2027, or within 90 days after termination of the case by the prosecutor or final disposition, whichever is later For eligible convictions: By October 1, 2027, or within expiration of the waiting period (10 years after sentence completion)

# Developing a process for implementing automatic sealing and expungement provisions

---

- Reconvened CJCC Sealing, Expungement, and Set-Asides Workgroup
  - Federal: CSOSA, FBOP, PSA, USAO
  - Local: CJCC, DOC, MPD, OAG, SCDC
  - Other: DCSC, PDS
- Convened information sharing forum with session on how other jurisdictions have implemented their clean slate laws
  - Panelists from Michigan, Pennsylvania, and Utah
- SES Workgroup consulted with Clean Slate Initiative and Code for America to outline process for implementing automatic sealing and expungement provisions
  - Determined that it would be best to use JUSTIS

# JUSTIS

- Integrated Justice Information System
- Near-real-time information sharing on 24/7 basis
- 30+ agencies
- 4,200 authorized users
- 760 log ins per day
- 1.2 million queries per year

## Who Uses JUSTIS?



## What type of information is available in JUSTIS?

JUSTIS has two components. The **System Exchange** facilitates the exchange of data from one agency's records management system to another's.

The **Information Portal** makes criminal history information from multiple sources available in one interface.



# Three Categories of Eligible Records

---

- **No papered:** The case was presented to prosecutors, but no formal charges were filed.
- **Papered with no conviction:** Formal charges were filed, but the case did not result in a conviction (i.e. dismissal, acquittal, etc...)
- **Papered with a conviction:** Formal charges were filed, and the case resulted in a conviction.

# Process and Challenges for Identifying Eligible Offenses

---

## No Papered

### Proposed Process

- Use existing no papered feed from USAO and OAG to identify eligible cases

### Challenges

- USAO will not permit usage of their data
- Must write code to identify eligible cases in JUSTIS; funding required

## Papered with No Conviction

### Proposed Process

- Use existing court case feed in JUSTIS for eligibility determination

### Challenges

- Cases refiled at District Court when dismissed in Superior Court
- Must write code to identify eligible cases in JUSTIS; funding required

## Papered with Conviction

### Proposed Process

- Use existing court case feed and new or enhanced feeds from corrections agencies in JUSTIS

### Challenges

- Review and approval of eligible offenses
- Six different agencies involved (CSOSA, DOC, USPC, USPO, DCSC, and BOP)
  - Data availability and integrity
  - Willingness to store data in JUSTIS
  - Agencies must update case/record management systems for providing sentence completion date
- Must write complex code to identify eligible cases in JUSTIS; funding required

# Sentence Completion Scenarios

---

Straight jail time (no supervision to follow) → D.C. Jail or BOP

Probation expires / Probation is terminated → CSOSA or DCSC

Probation is revoked with no supervision to follow → CSOSA or DCSC

Probation is revoked with a new term of supervision ordered → DCSC, CSOSA, USPO, or USPC

Supervised Release expires in DC / Supervision expires after transfer → CSOSA or USPO

Supervised Release is terminated successfully → USPC

Supervision in DC is revoked to incarceration → D.C. Jail, BOP, or USPC

Multiple incarceration sentences → D.C. Jail or BOP

# Data Availability and Agency Permission

(For papered cases with a conviction)

Agency	Do they have the data in a usable format?	Are they willing to let CJCC use the data to identify eligible cases?	Agency Explanation
FBOP	YES	NO	Will not let CJCC store data in JUSTIS. Cannot share data with non-law enforcement entities (beyond what is on BOP inmate locator website).
CSOSA	YES	YES	Conditioned on CSOSA's review of how CJCC will secure their stored data.
DCSC	NO	N/A	Does not have a data field for sentence completion date.
DOC	YES	NO	Concerns about current capacity of IT team to do additional development work. Will not let CJCC store data. (Concerns about JUSTIS being used as a data repository)
USPC	NO	N/A	Does not have a data field for sentence completion date.
USPO	YES	NO	Concerns that there is a conflict between federal government requirement to maintain records and the District's sealing and expungement laws.

# Other Challenges Identified by Partners

---

## Offense Eligibility

- No agreement as to whether specific offenses are eligible for automatic sealing and/or expungement
- Offenses that are Y under X parameters
  - Parameters currently unknown need to be defined or agreed on. Possibilities include date (decriminalized offenses), quantity (marijuana), change in element etc.

## Re-filing

- Prosecutors may decide to file or re-file a case after related records have already been automatically sealed or expunged
  - No Papered arrests
  - Cases dismissed without prejudice
  - Cases dismissed and re-filed in District Court

## Missing Data for Non-Convictions

- First-time drug possession offenders placed on probation under D.C. Code § 48–904.01(e)(1) may earn dismissal
  - The final disposition depends on the outcome of probation. Probation end times can change.
  - If successful, and the case is dismissed, the defendant could be eligible for automatic sealing. However, the disposition date for non-convictions is not tracked.

# Notification of Sealing or Expungement

---

- Process and challenges described in the previous slides refer to the identification of eligible offenses
- Notification of sealings and expungements will bring further challenges
  - High volume and backlog of cases
  - Updates to case/record management systems needed